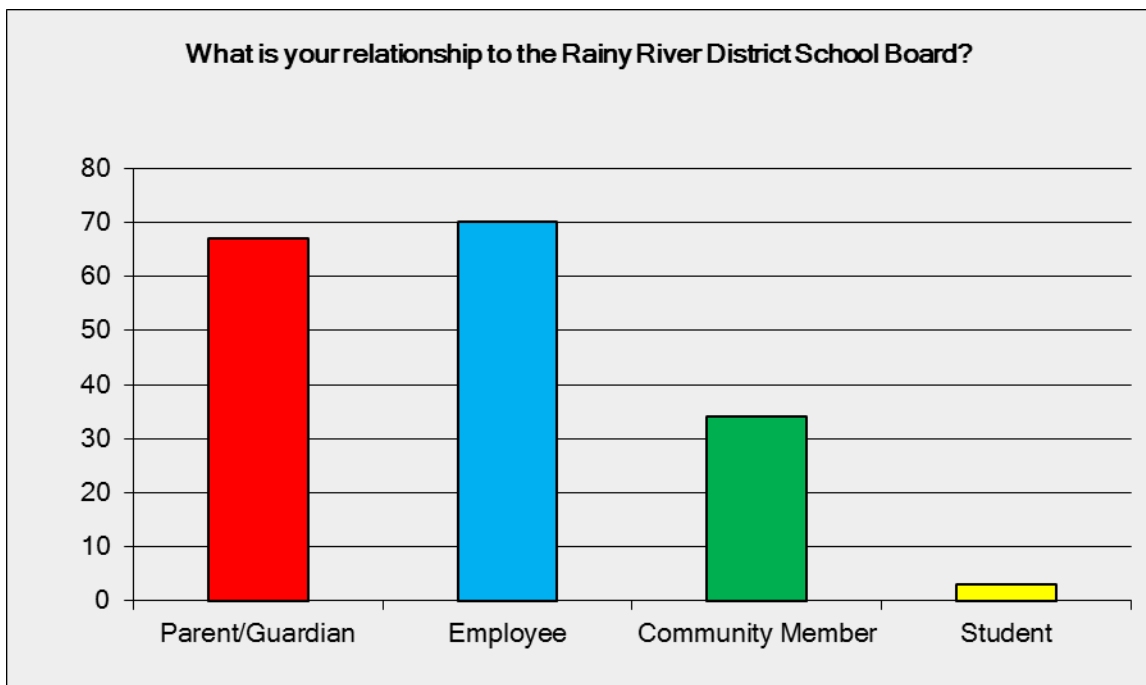


# Rainy River District School Board

Following are the results of the survey for input into the 2017-18 budget.

**Q.1 What is your relationship to the Rainy River District School Board?  
Please choose all that apply.**

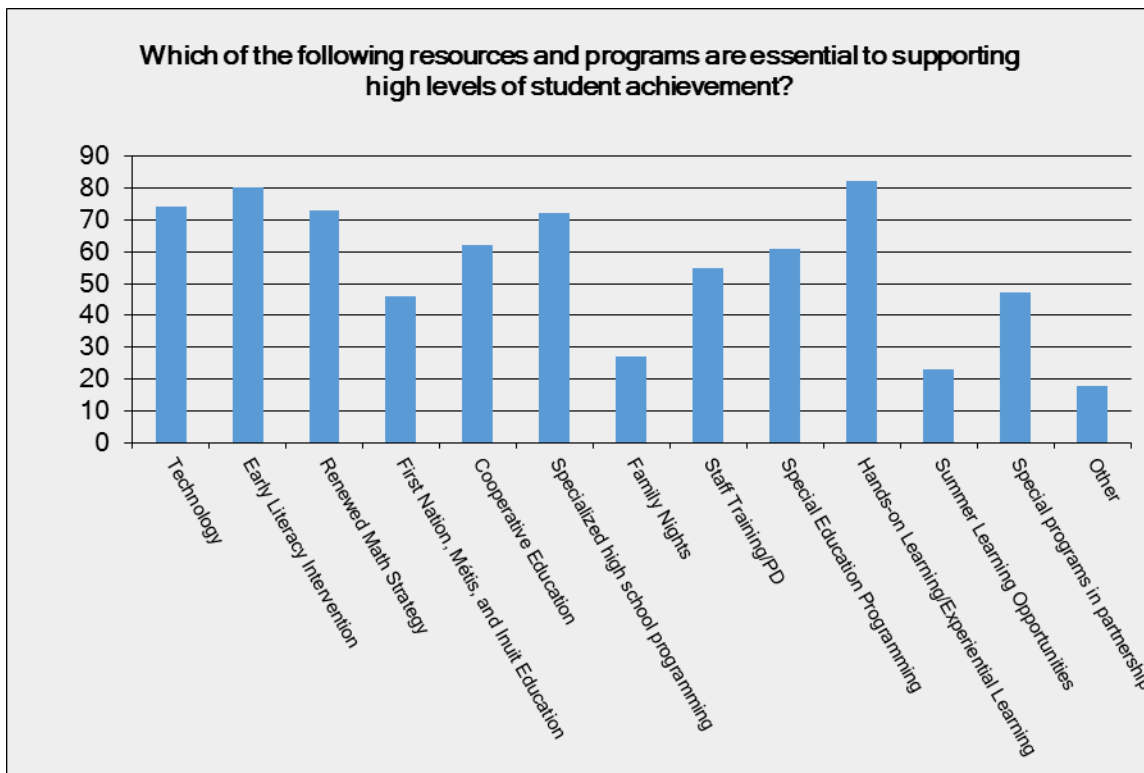
Answer Options	Response Percent	Response Count
Parent/Guardian	51.1%	67
Employee	53.4%	70
Community Member	26.0%	34
Student	2.3%	3
<i>answered question</i>		<b>131</b>
<i>skipped question</i>		<b>0</b>



# Rainy River District School Board

**Q.2 To help us further support our students' success, in your opinion, which of the following resources and programs are essential to supporting high levels of student achievement? Please select all that apply.**

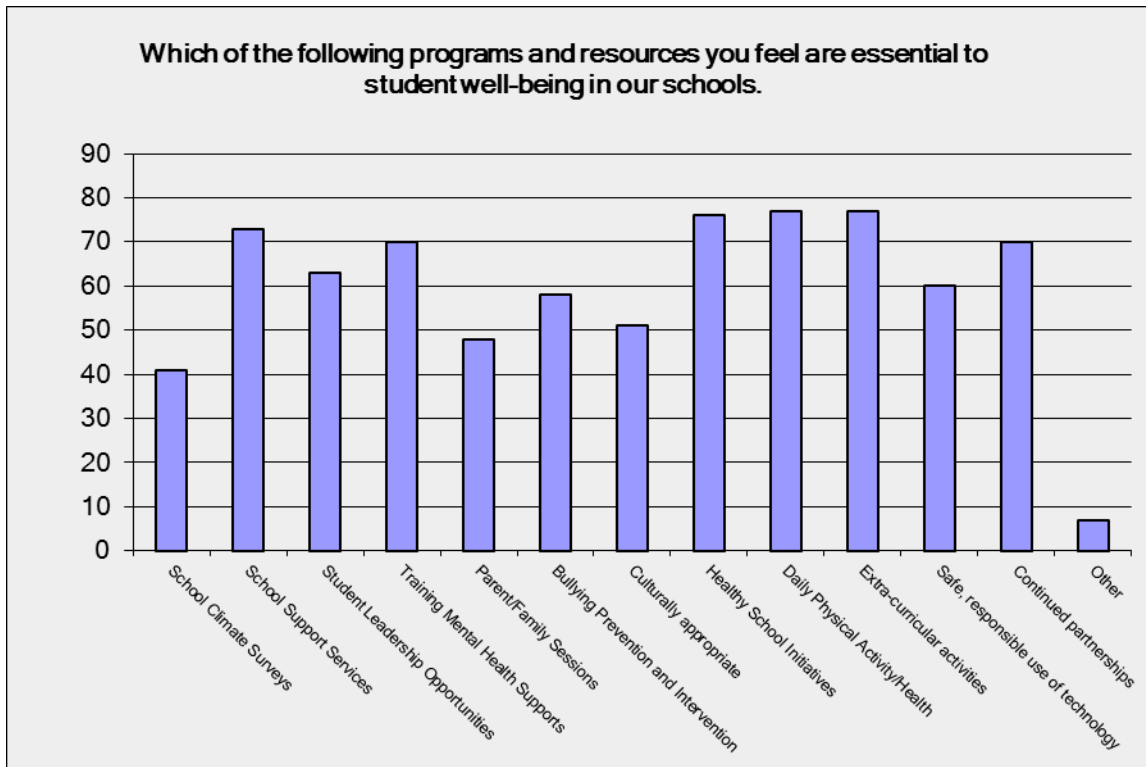
Answer Options	Response Percent	Response Count
Technology	62.7%	74
Early Literacy Intervention	67.8%	80
Renewed Math Strategy	61.9%	73
First Nation, Métis, and Inuit Education	39.0%	46
Cooperative Education	52.5%	62
Specialized high school programming	61.0%	72
Family Nights	22.9%	27
Staff Training/PD	46.6%	55
Special Education Programming	51.7%	61
Hands-on Learning/Experiential Learning	69.5%	82
Summer Learning Opportunities	19.5%	23
Special programs in partnership	39.8%	47
Other		18
<b>answered question</b>		<b>118</b>
<b>skipped question</b>		<b>13</b>



# Rainy River District School Board

**Q.3 To help us to further support our students, please indicate which of the following programs and resources you feel are essential to student well-being in our schools.**

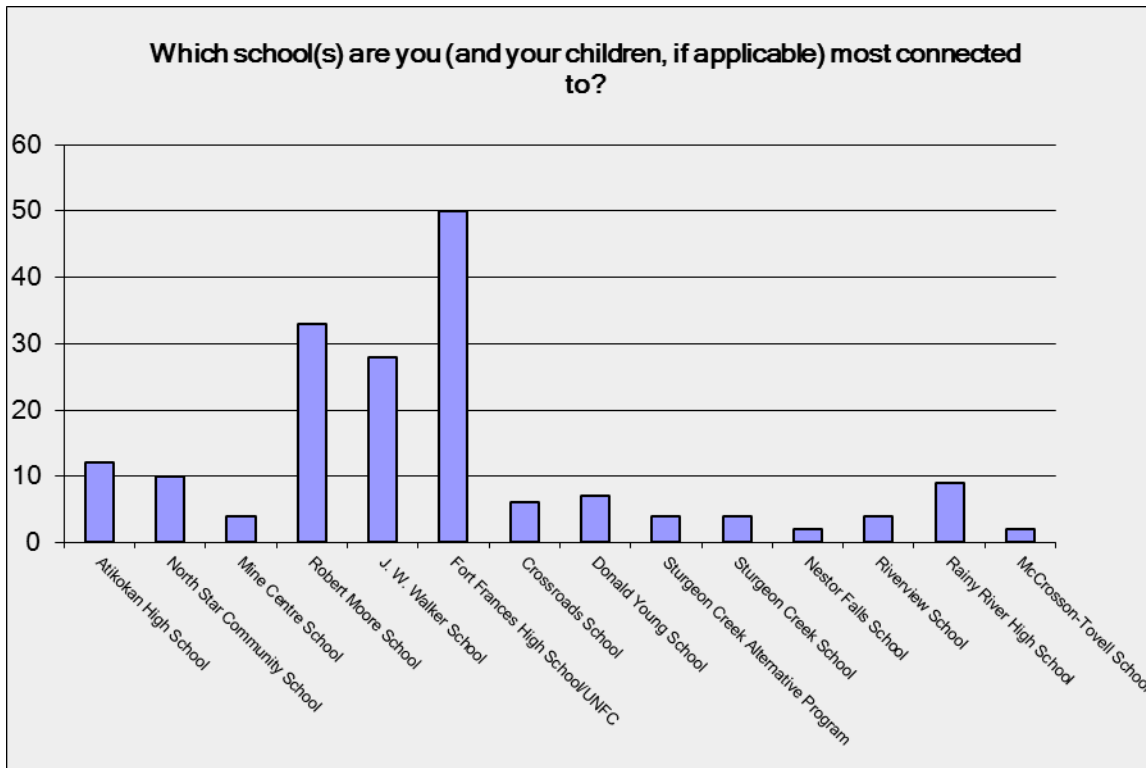
Answer Options	Response Percent	Response Count
School Climate Surveys	36.6%	41
School Support Services	65.2%	73
Student Leadership Opportunities	56.3%	63
Training Mental Health Supports	62.5%	70
Parent/Family Sessions	42.9%	48
Bullying Prevention and Intervention	51.8%	58
Culturally appropriate	45.5%	51
Healthy School Initiatives	67.9%	76
Daily Physical Activity/Health	68.8%	77
Extra-curricular activities	68.8%	77
Safe, responsible use of technology	53.6%	60
Continued partnerships	62.5%	70
Other		7
<b>answered question</b>		<b>112</b>
<b>skipped question</b>		<b>19</b>



# Rainy River District School Board

**Q.4 To help inform our planning, which school(s) are you (and your children, if applicable) most connected to? Check all that apply.**

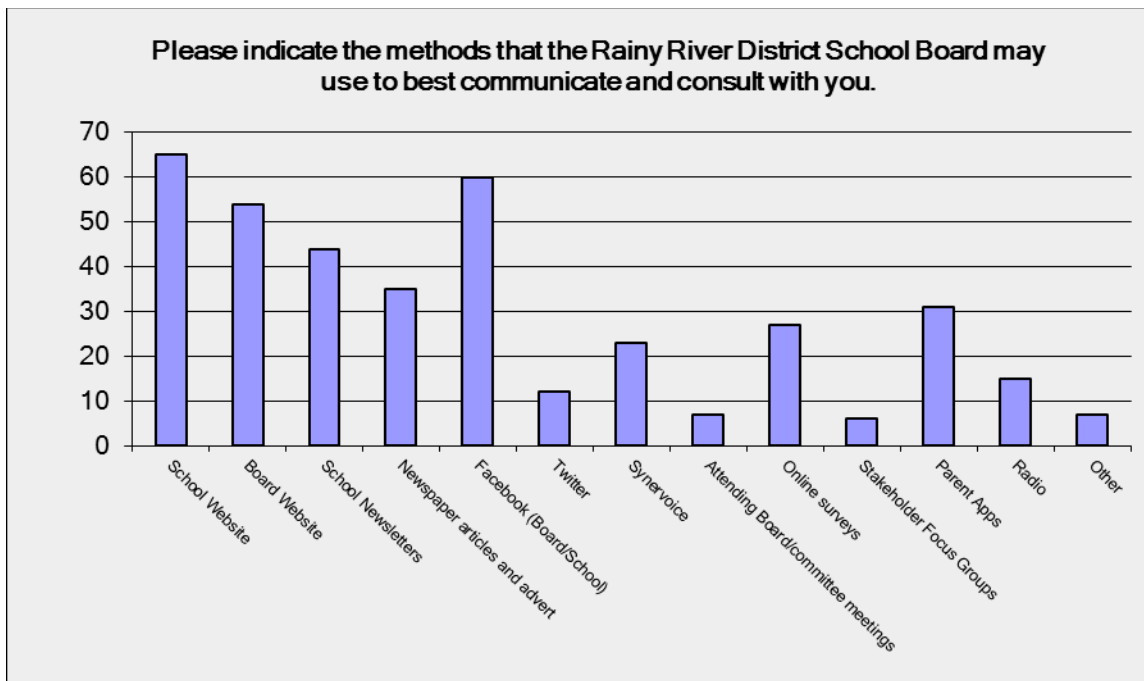
Answer Options	Response Percent	Response Count
Atikokan High School	10.8%	12
North Star Community School	9.0%	10
Mine Centre School	3.6%	4
Robert Moore School	29.7%	33
J. W. Walker School	25.2%	28
Fort Frances High School/UNFC	45.0%	50
Crossroads School	5.4%	6
Donald Young School	6.3%	7
Sturgeon Creek Alternative Program	3.6%	4
Sturgeon Creek School	3.6%	4
Nestor Falls School	1.8%	2
Riverview School	3.6%	4
Rainy River High School	8.1%	9
McCrosson-Tovell School	1.8%	2
<i>answered question</i>		<b>111</b>
<i>skipped question</i>		<b>20</b>



# Rainy River District School Board

**Q.5 We want to share our news and hear from you. Please indicate the methods that the Rainy River District School Board may use to best communicate and consult with you.**

Answer Options	Response Percent	Response Count
School Website	64.4%	65
Board Website	53.5%	54
School Newsletters	43.6%	44
Newspaper articles and advert	34.7%	35
Facebook (Board/School)	59.4%	60
Twitter	11.9%	12
Synervoice	22.8%	23
Attending Board/committee meetings	6.9%	7
Online surveys	26.7%	27
Stakeholder Focus Groups	5.9%	6
Parent Apps	30.7%	31
Radio	14.9%	15
Other		7
<i>answered question</i>		<b>101</b>
<i>skipped question</i>		<b>30</b>



# Rainy River District School Board

**Q.6 Is the budget presentation clear and easy to understand? For more information on the budget presentation, please visit these links: 2016-17 Budget and Facility Master Plan.**

Answer Options	Response Percent	Response Count
Yes	76.0%	76
No	5.0%	5
Unsure	19.0%	19
If you answered "unsure" or "no", please indicate why.		13
	<i>answered question</i>	<b>100</b>
	<i>skipped question</i>	<b>31</b>

