

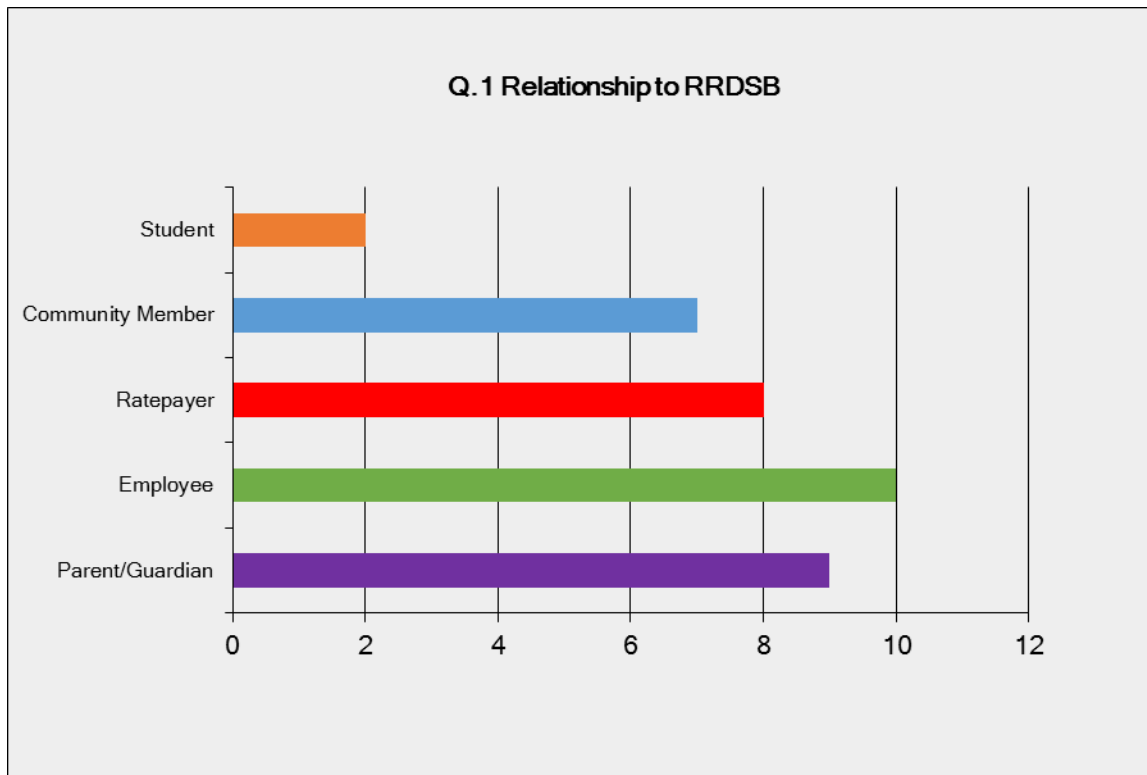
Rainy River District School Board

Following are the results of the survey for input into the 2016-17 budget.

2016-2017 Budget Consultation

Q.1 What is your relationship to the Rainy River District School Board? Please choose all that apply.

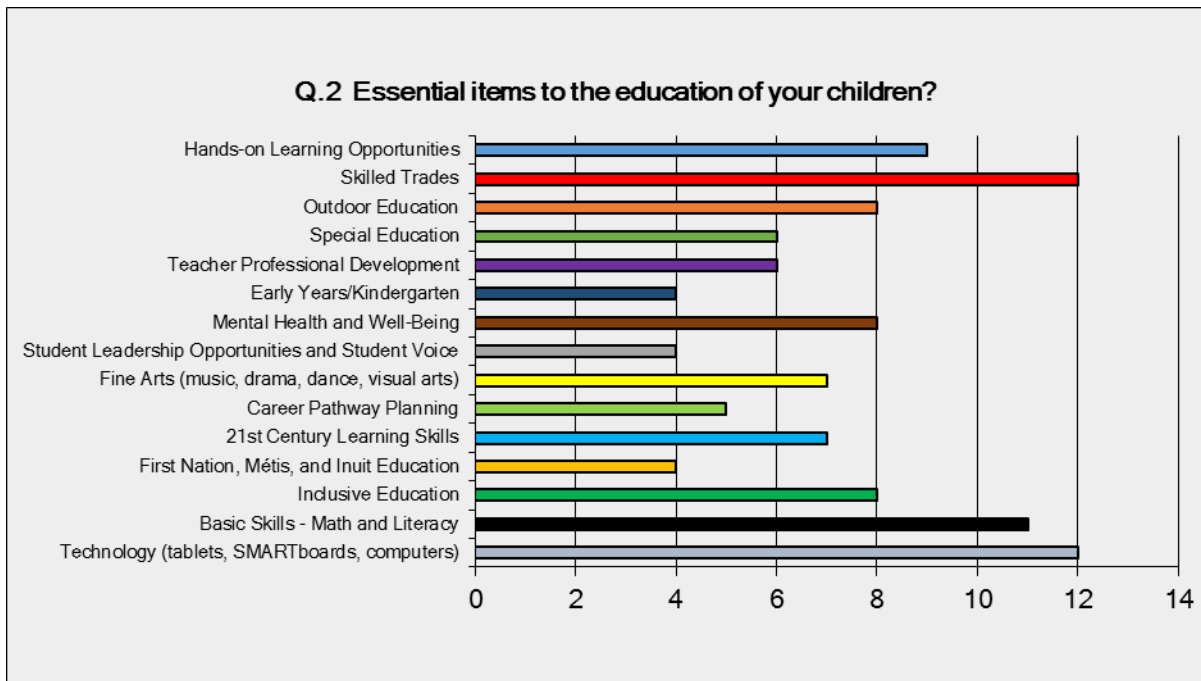
Answer Options	Response Percent	Response Count
Parent/Guardian	45.0%	9
Employee	50.0%	10
Ratepayer	40.0%	8
Community Member	35.0%	7
Student	10.0%	2
answered question		20



Rainy River District School Board

Q.2 As a stakeholder of the Rainy River District School Board, which items would you like the Board to consider as essential to the education of your children? Please select all that apply.

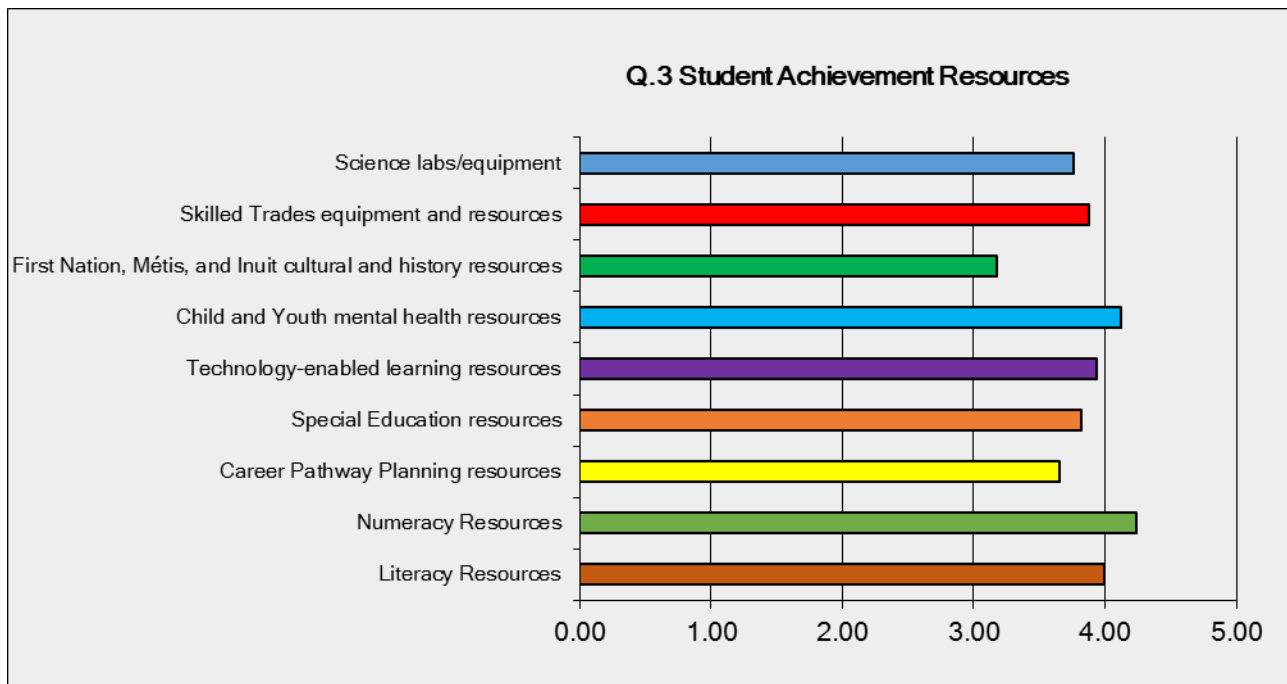
Answer Options	Response Percent	Response Count
Technology (tablets, SMARTboards, computers)	63.2%	12
Basic Skills - Math and Literacy	57.9%	11
Inclusive Education	42.1%	8
First Nation, Métis, and Inuit Education	21.1%	4
21st Century Learning Skills	36.8%	7
Career Pathway Planning	26.3%	5
Fine Arts (music, drama, dance, visual arts)	36.8%	7
Student Leadership Opportunities and Student Voice	21.1%	4
Mental Health and Well-Being	42.1%	8
Early Years/Kindergarten	21.1%	4
Teacher Professional Development	31.6%	6
Special Education	31.6%	6
Outdoor Education	42.1%	8
Skilled Trades	63.2%	12
Hands-on Learning Opportunities	47.4%	9
answered question		19



Rainy River District School Board

Q.3 Student achievement resources are used to facilitate student learning and engagement. Please rate each of the following resources that support student achievement and well-being in our schools. Please note that 1 is of low importance while 5 is of high importance.

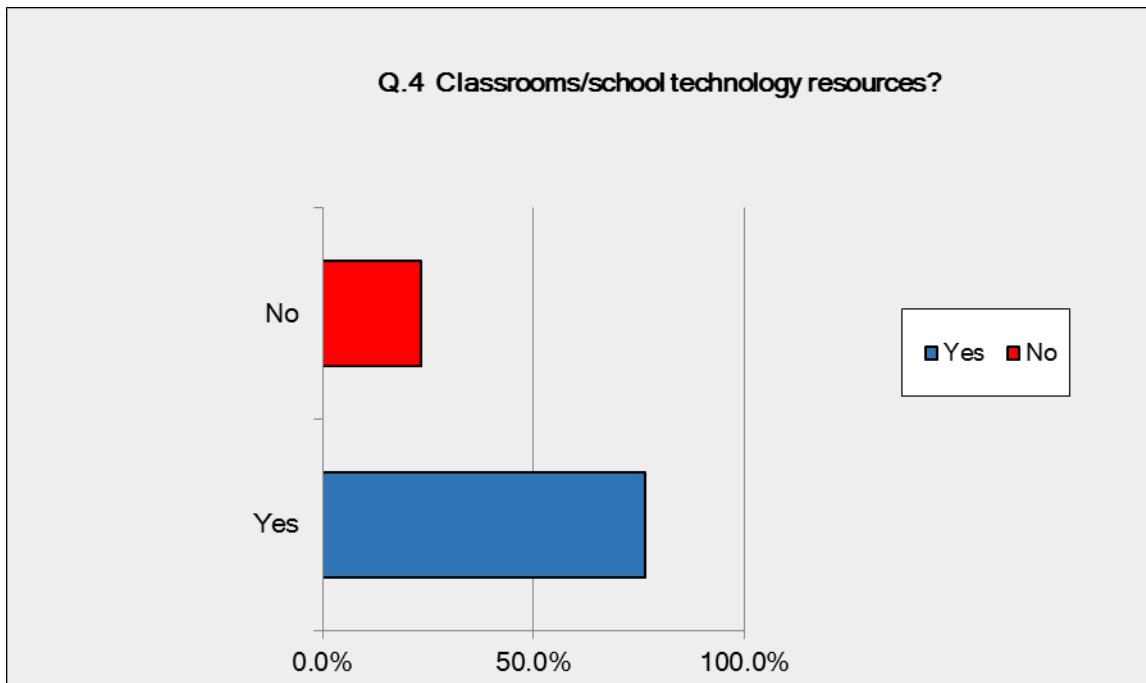
Answer Options	1	2	3	4	5	Rating Average	Response Count
Literacy Resources	1	1	4	2	9	4.00	17
Numeracy Resources	0	2	3	1	11	4.24	17
Career Pathway Planning resources	0	3	5	4	5	3.65	17
Special Education resources	0	3	3	5	6	3.82	17
Technology-enabled learning resources	0	2	2	8	5	3.94	17
Child and Youth mental health resources	0	1	5	2	9	4.12	17
First Nation, Métis, and Inuit cultural and history resources	1	3	7	4	2	3.18	17
Skilled Trades equipment and resources	0	2	4	5	6	3.88	17
Science labs/equipment	1	1	4	6	5	3.76	17
answered question							17



Rainy River District School Board

Q.4 For parents of children within our schools, do you feel that your child's classrooms/school has enough technology resources? Check either Yes or No.

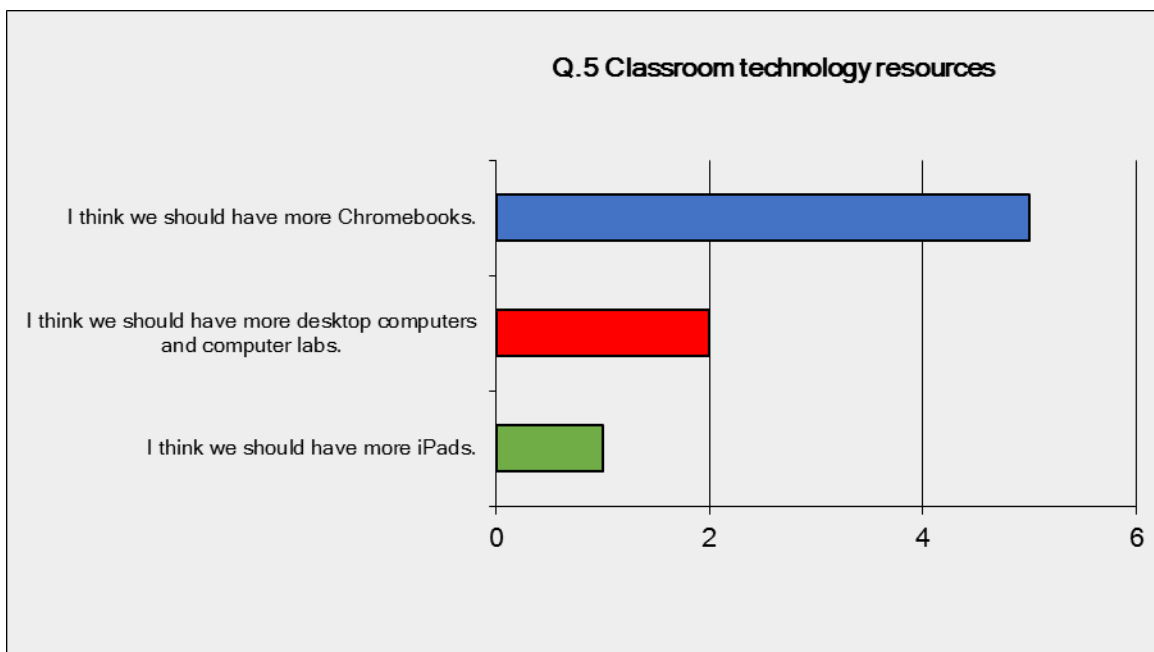
Answer Options	Response Percent	Response Count
Yes	76.5%	13
No	23.5%	4
<i>answered question</i>		17



Rainy River District School Board

Q.5 If No was checked in Question 4, please choose from the following:

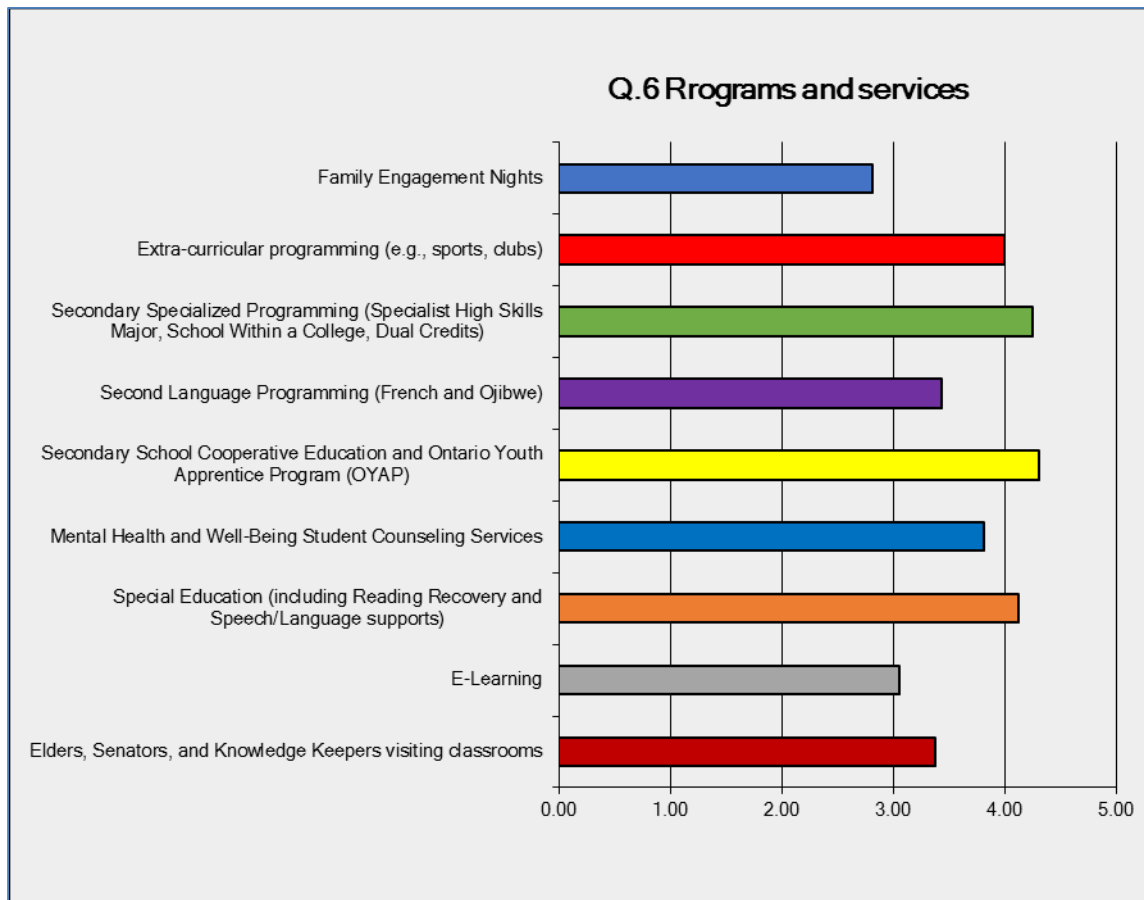
Answer Options	Response Percent	Response Count
I think we should have more iPads.	16.7%	1
I think we should have more desktop computers and computer labs.	33.3%	2
I think we should have more Chromebooks.	83.3%	5
answered question		6



Rainy River District School Board

Q.6 Please rate each of the following programs and services that support student achievement and well-being. Please note that 1 is of low importance while 5 is of high importance.

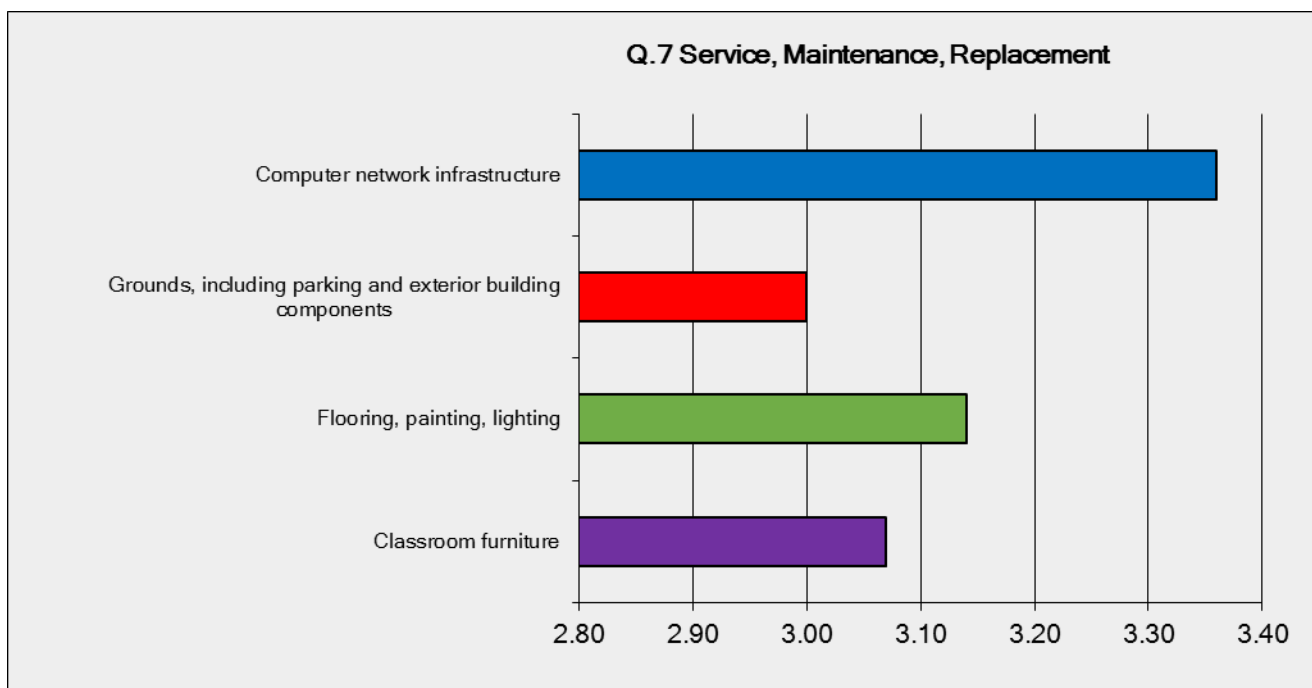
Answer Options	1	2	3	4	5	Rating Average	Response Count
Elders, Senators, and Knowledge Keepers visiting classrooms	2	2	3	6	3	3.38	16
E-Learning	3	2	3	7	1	3.06	16
Special Education (including Reading Recovery and Speech/Language supports)	1	1	0	7	7	4.13	16
Mental Health and Well-Being Student Counseling Services	2	1	2	4	7	3.81	16
Secondary School Cooperative Education and Ontario Youth Apprentice Program (OYAP)	0	1	1	6	8	4.31	16
Second Language Programming (French and Ojibwe)	3	1	2	6	4	3.44	16
Secondary Specialized Programming (Specialist High Skills Major, School Within a College, Dual Credits)	0	1	2	5	8	4.25	16
Extra-curricular programming (e.g., sports, clubs)	0	1	4	5	6	4.00	16
Family Engagement Nights	1	5	7	2	1	2.81	16
answered question							16



Rainy River District School Board

Q.7 Please rate the school building component that you believe requires more service, maintenance, or replacement. Please note that 1 indicates the least service/maintenance/replacement required, while 5 indicates the most service/maintenance/replacement required.

Answer Options	1	2	3	4	5	Unable to Answer	Rating Average	Response Count
Classroom furniture	2	4	3	2	2	1	3.07	14
Flooring, painting, lighting	2	3	4	2	2	1	3.14	14
Grounds, including parking and exterior building components	1	6	3	1	2	1	3.00	14
Computer network infrastructure	2	1	5	3	2	1	3.36	14
<i>answered question</i>								14



Comments from Q.7 Service, Maintenance, Replacement

Classroom furniture:

- Desks
- New desks and student work hubs in high schools

Flooring, painting, lighting:

- Halls need paint at FFHS
- In reasonably good shape

Grounds, including parking and exterior building:

- Benches
- A skating rink would be great

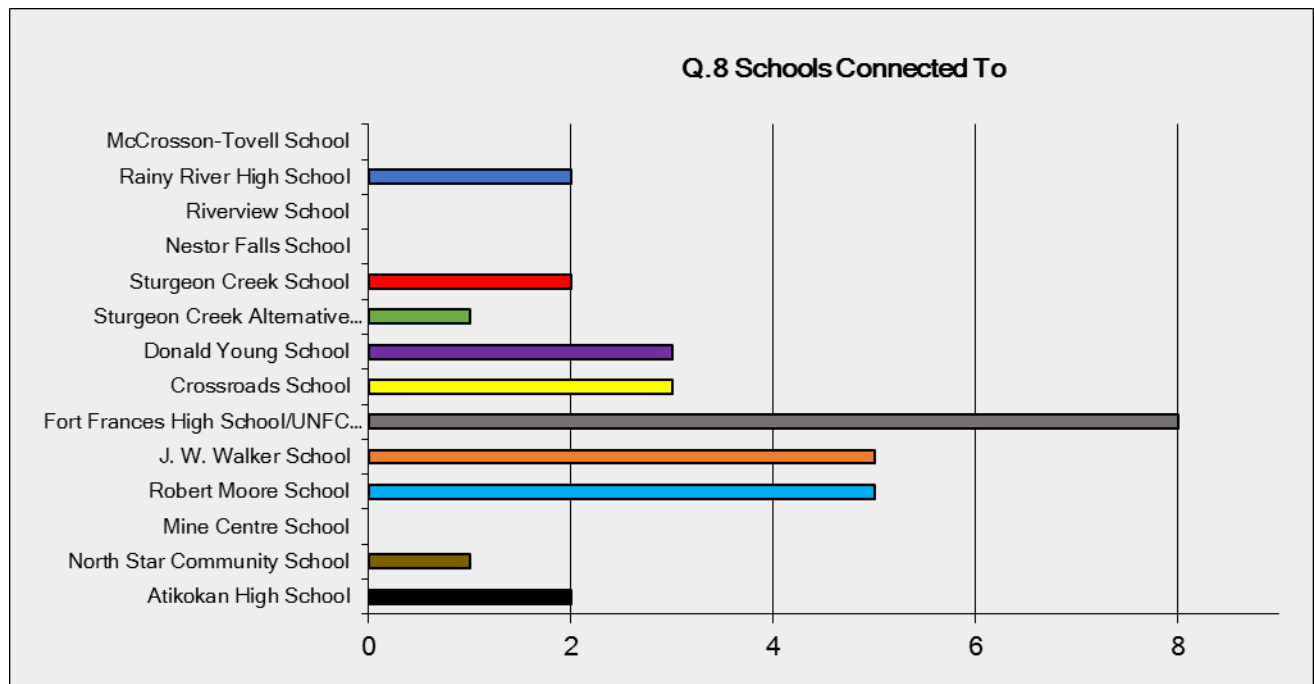
Computer network infrastructure:

- Improved Wi-Fi - my son tells me it is slow

Rainy River District School Board

**Q.8 To help inform our planning, which school(s) are you most connected to?
Check all that apply.**

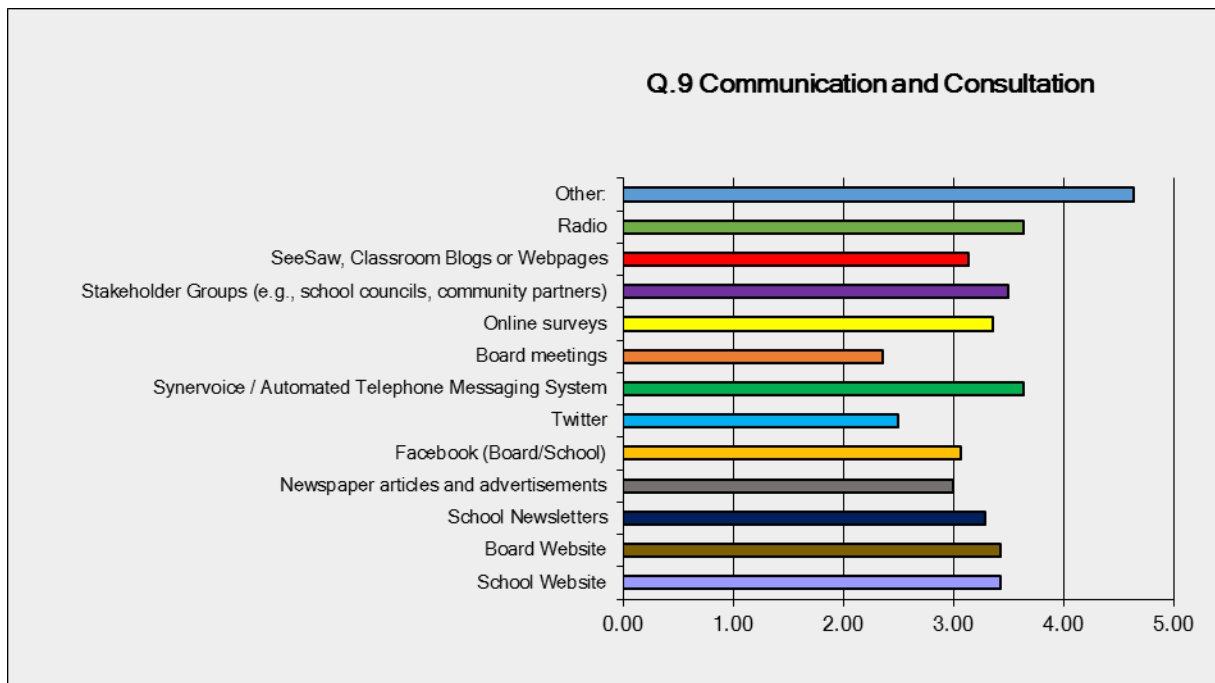
Answer Options	Response Percent	Response Count
Atikokan High School	14.3%	2
North Star Community School	7.1%	1
Mine Centre School	0.0%	0
Robert Moore School	35.7%	5
J. W. Walker School	35.7%	5
Fort Frances High School/UNFC Alternative Secondary School Program	57.1%	8
Crossroads School	21.4%	3
Donald Young School	21.4%	3
Sturgeon Creek Alternative Program	7.1%	1
Sturgeon Creek School	14.3%	2
Nestor Falls School	0.0%	0
Riverview School	0.0%	0
Rainy River High School	14.3%	2
McCrosson-Tovell School	0.0%	0
answered question		14



Rainy River District School Board

Q.9 Please rate the methods that the Rainy River District School Board may use to best communicate and consult with the public. Please note that 1 indicates least effective while 5 indicates most effective.

Answer Options	1	2	3	4	5	Unable to Answer	Rating Average	Response Count
School Website	1	4	0	6	3	0	3.43	14
Board Website	1	3	2	5	3	0	3.43	14
School Newsletters	2	2	3	4	3	0	3.29	14
Newspaper articles and advertisements	2	3	4	3	2	0	3.00	14
Facebook (Board/School)	5	0	3	3	1	2	3.07	14
Twitter	6	2	2	2	1	1	2.50	14
Synvoice / Automated Telephone Messaging System	1	2	2	5	4	0	3.64	14
Board meetings	5	3	4	1	0	1	2.36	14
Online surveys	1	3	4	3	2	1	3.36	14
Stakeholder Groups (e.g., school councils, community partners)	1	3	3	3	3	1	3.50	14
SeeSaw, Classroom Blogs or Webpages	3	3	2	2	3	1	3.14	14
Radio	1	1	5	3	3	1	3.64	14
Other:	3	0	1	0	1	9	4.64	14
answered question								14



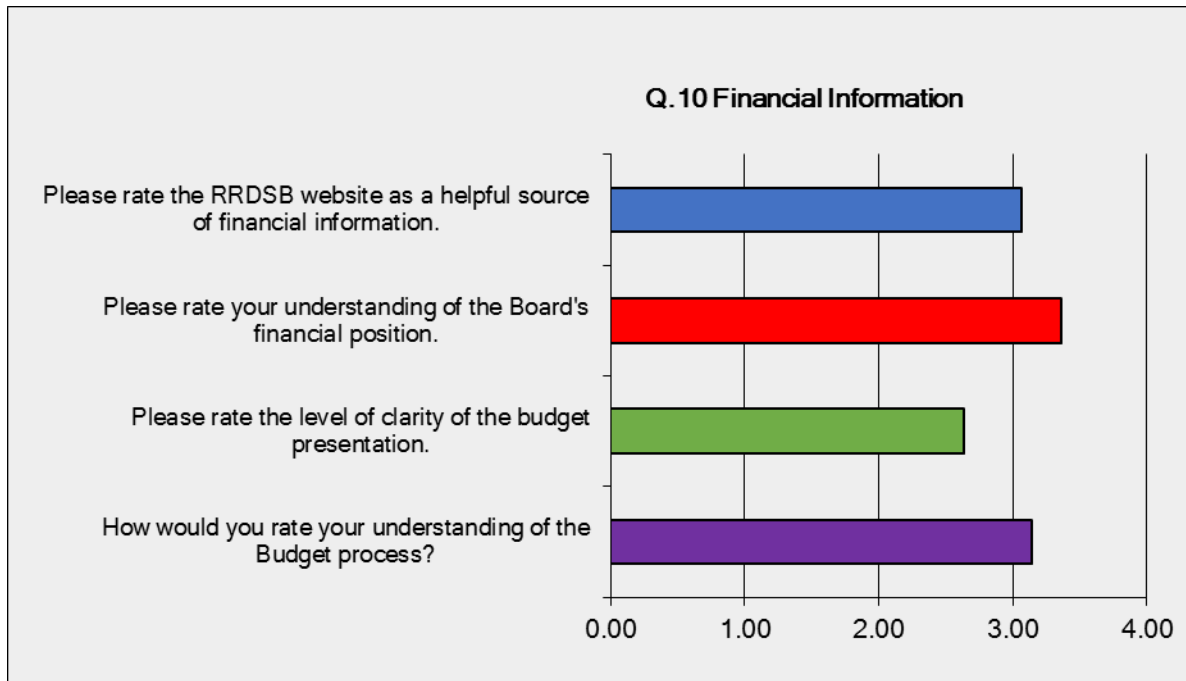
Comments from Q.9 Communication and Consultation

- Calls from and face-to-face with teachers and administrators
- School dances

Rainy River District School Board

Q.10 Please rate these public financial information questions, with 1 being low and 5 being high. Visit <https://www.rrdsb.com/departments/finance> for information on budget development, financial statements, and our Master Facility Plan.

Answer Options	1	2	3	4	5	Rating Average	Response Count
How would you rate your understanding of the Budget process?	3	1	3	5	2	3.14	14
Please rate the level of clarity of the budget presentation.	4	2	3	5	0	2.64	14
Please rate your understanding of the Board's financial position.	3	1	1	6	3	3.36	14
Please rate the RRDSB website as a helpful source of financial information.	1	3	6	2	2	3.07	14
answered question							14



Comments from Q.10 Financial Information

- Greater transparency required.
- Greater fiscal responsibility required.