


1 of 1



Rainy River District School Board

Donald Young School - Plumbing Installed 1955

Water Flushing Procedure and Record Sheet - DWS 500124931




Flushing Procedure: Any errors or omissions must be reported to the Manager of Plant Operations and Mice immediately. Do not modify this form without approval. THIS PROCEDURE MUST BE COMPLETED BEFORE 8:30AM. WEEKLY FLUSHING MUST BE DONE ON MONDAYS.

- 1. 5 Minute Flush: Turn on the cold water tap at the sink indicated for 5 minutes. Record the time the flush started and the time it ended. 5 min flush must be completed 1st.
- 2. 10 Second Flush: After 5 min flush, turn on each sinks cold water tap or run each fountain indicated for 10 seconds. Record the time that the flush was completed only.

Year	Flushing Type: Weekly		**All times AM and recorded to the nearest minute. Ex. 7:46**																	Principal: <u>Kendall Olson</u>										
Month	5 Minute Flush				10 Second Flush - Record Time Completed in Space																	Flushing Completed By								
Day	Room 2 Sink	Accessible Washroom	Rm 16 Wash	Rm 15 Wash	Kitchen	South Hall	Rm 18	Rm 20	Rm 42	Rm 23	Rm 24	Rm 11	Girls Wash	Office	Closet	Boys Wash	Rm 8 Wash	Staff Room	Hall	Rm 5 Copy	Rm 1 Wash	Rm 1	Rm 4	Rm 3	North Hall	Name				
1	:	:	:	:	:	:	:	:	:	:	:	:	:	:	:	:	:	:	:	:	:	:	:	:	:	:				
2	:	:	:	:	:	:	:	:	:	:	:	:	:	:	:	:	:	:	:	:	:	:	:	:	:	:				
3	:	:	:	:	:	:	:	:	:	:	:	:	:	:	:	:	:	:	:	:	:	:	:	:	:	:				
4	:	:	:	:	:	:	:	:	:	:	:	:	:	:	:	:	:	:	:	:	:	:	:	:	:	:				
5	7:10	7:15	7:20	7:22	7:23	7:24	7:25	7:26	7:27	7:28	7:29	7:30	7:31	7:32	7:33	7:34	7:35	7:36	7:37	7:38	7:39	7:40	7:41	7:42	7:43	7:44	7:45	R. Siemens		
6	:	:	:	:	:	:	:	:	:	:	:	:	:	:	:	:	:	:	:	:	:	:	:	:	:	:				
7	:	:	:	:	:	:	:	:	:	:	:	:	:	:	:	:	:	:	:	:	:	:	:	:	:	:				
8	:	:	:	:	:	:	:	:	:	:	:	:	:	:	:	:	:	:	:	:	:	:	:	:	:	:				
9	:	:	:	:	:	:	:	:	:	:	:	:	:	:	:	:	:	:	:	:	:	:	:	:	:	:				
10	:	:	:	:	:	:	:	:	:	:	:	:	:	:	:	:	:	:	:	:	:	:	:	:	:	:				
11	:	:	:	:	:	:	:	:	:	:	:	:	:	:	:	:	:	:	:	:	:	:	:	:	:	:				
12	:	:	:	:	:	:	:	:	:	:	:	:	:	:	:	:	:	:	:	:	:	:	:	:	:	:				
13	7:30	7:35	7:38	7:39	7:41	7:42	7:43	7:44	7:45	7:46	7:47	7:48	7:49	7:50	7:51	7:52	7:53	7:54	7:55	7:56	7:57	7:58	7:59	8:00	8:01	8:02	8:03	8:04	8:05	T. Young
14	:	:	:	:	:	:	:	:	:	:	:	:	:	:	:	:	:	:	:	:	:	:	:	:	:	:	:			
15	:	:	:	:	:	:	:	:	:	:	:	:	:	:	:	:	:	:	:	:	:	:	:	:	:	:	:			
16	:	:	:	:	:	:	:	:	:	:	:	:	:	:	:	:	:	:	:	:	:	:	:	:	:	:				
17	:	:	:	:	:	:	:	:	:	:	:	:	:	:	:	:	:	:	:	:	:	:	:	:	:	:				
18	:	:	:	:	:	:	:	:	:	:	:	:	:	:	:	:	:	:	:	:	:	:	:	:	:	:				
19	7:55	7:20	7:21	7:26	7:27	7:28	7:29	7:30	7:31	7:32	7:33	7:34	7:35	7:36	7:37	7:38	7:39	7:40	7:41	7:42	7:43	7:44	7:45	7:46	7:47	7:48	7:49	7:50	R. Siemens	
20	:	:	:	:	:	:	:	:	:	:	:	:	:	:	:	:	:	:	:	:	:	:	:	:	:	:	:			
21	:	:	:	:	:	:	:	:	:	:	:	:	:	:	:	:	:	:	:	:	:	:	:	:	:	:	:			
22	:	:	:	:	:	:	:	:	:	:	:	:	:	:	:	:	:	:	:	:	:	:	:	:	:	:				
23	:	:	:	:	:	:	:	:	:	:	:	:	:	:	:	:	:	:	:	:	:	:	:	:	:	:				
24	:	:	:	:	:	:	:	:	:	:	:	:	:	:	:	:	:	:	:	:	:	:	:	:	:	:				
25	:	:	:	:	:	:	:	:	:	:	:	:	:	:	:	:	:	:	:	:	:	:	:	:	:	:				
26	7:19	7:19	7:20	7:28	7:28	7:27	7:28	7:29	7:30	7:31	7:32	7:33	7:34	7:35	7:36	7:37	7:38	7:39	7:40	7:41	7:42	7:43	7:44	7:45	7:46	7:47	7:48	7:49	M. Johnson	
27	:	:	:	:	:	:	:	:	:	:	:	:	:	:	:	:	:	:	:	:	:	:	:	:	:	:	:			
28	:	:	:	:	:	:	:	:	:	:	:	:	:	:	:	:	:	:	:	:	:	:	:	:	:	:				
29	:	:	:	:	:	:	:	:	:	:	:	:	:	:	:	:	:	:	:	:	:	:	:	:	:	:				
30	:	:	:	:	:	:	:	:	:	:	:	:	:	:	:	:	:	:	:	:	:	:	:	:	:	:				
31	:	:	:	:	:	:	:	:	:	:	:	:	:	:	:	:	:	:	:	:	:	:	:	:	:	:				

Handwritten note: heads going



Rainy River District School Board

Donald Young School - Plumbing Installed 1955

Water Flushing Procedure and Record Sheet - DWS 500124931

Flushing Procedure: Any errors or omissions must be reported to the Manager of Plant Operations and Mice immediately. Do not modify this form without approval.

THIS PROCEDURE MUST BE COMPLETED BEFORE 8:30AM. WEEKLY FLUSHING MUST BE DONE ON MONDAYS.


- 1. 5 Minute Flush: Turn on the cold water tap at the sink indicated for 3 minutes. Record the time the flush started and the time it ended. 5 min flush must be completed 1st.
- 2. 10 Second Flush: After 5 min flush, turn on each sinks cold water tap or run each fountain indicated for 10 seconds. Record the time that the flush was completed only.

Principal: *Donald Young* 2016

1 of 1

Year	Month	Flushing Type: Weekly		10 Second Flush - Record Times Completed in Space																		Flushing Completed By														
		Room 2 Sink	Accessible Washroom	Rm 15 Wash	Rm 15 Sink	South Hall	Rm 18	Rm 20	Rm 12	Rm 23	Rm 24	Rm 11	Girls Wash	Office	Gloset	Boys Wash	3 Sinks	Rm 8 Wash	1 Sink	Staff Room	1 Sink		Hall	Rm 5 Copy	1 Sink	2 Sinks	Rm 1 Wash	Rm 1	Rm 4	Rm 3	North Hall	1 Sink	Fountain	Name		
2016	Apr	1	7:45	7:46	7:41	7:22	7:23	7:25	7:26	7:27	7:28	7:29	7:30	7:31	7:32	7:33	7:34	7:35	7:36	7:37	7:38	7:39	7:40	7:41	7:42	7:43	7:44	7:45	7:46	7:47	7:48	7:49	Resimons			
		2																																		
		3																																		
		4	7:40	7:45	7:46	7:41	7:22	7:23	7:25	7:26	7:27	7:28	7:29	7:30	7:31	7:32	7:33	7:34	7:35	7:36	7:37	7:38	7:39	7:40	7:41	7:42	7:43	7:44	7:45	7:46	7:47	7:48	7:49	Resimons		
		5																																		
		6																																		
		7																																		
		8																																		
		9																																		
		10																																		
		11	7:40	7:45	7:46	7:41	7:22	7:23	7:25	7:26	7:27	7:28	7:29	7:30	7:31	7:32	7:33	7:34	7:35	7:36	7:37	7:38	7:39	7:40	7:41	7:42	7:43	7:44	7:45	7:46	7:47	7:48	7:49	Resimons		
		12																																		
		13																																		
		14																																		
		15																																		
		16																																		
		17	7:45	7:50	7:51	7:46	7:27	7:28	7:30	7:31	7:32	7:33	7:34	7:35	7:36	7:37	7:38	7:39	7:40	7:41	7:42	7:43	7:44	7:45	7:46	7:47	7:48	7:49	7:50	7:51	7:52	7:53	7:54	Resimons		
		18																																		
		19																																		
		20																																		
		21																																		
		22																																		
		23																																		
		24	7:45	7:50	7:51	7:46	7:27	7:28	7:30	7:31	7:32	7:33	7:34	7:35	7:36	7:37	7:38	7:39	7:40	7:41	7:42	7:43	7:44	7:45	7:46	7:47	7:48	7:49	7:50	7:51	7:52	7:53	7:54	Resimons		
		25																																		
		26																																		
		27																																		
		28																																		
		29																																		
		30																																		
		31																																		

OS-sink/fountain is out of service and cannot be flushed



Rainy River District School Board

Donald Young School - Plumbing Installed 1955
Water Flushing Procedure and Record Sheet - DW5 500124931

Flushing Procedure: Any errors or omissions must be reported to the Manager of Plant Operations and fixed immediately. Do not modify this form without approval. THIS PROCEDURE MUST BE COMPLETED BEFORE 8:30AM. WEEKLY FLUSHING MUST BE DONE ON MONDAYS.

- 5 Minute Flush: Turn on the cold water tap at the sink indicated for 5 minutes. Record the time the flush started and the time it ended. 5 min flush must be completed 1st.
- 10 Second Flush: After 5 min flush, turn on each sink's cold water tap or run each fountain indicated for 10 seconds. Record the time that the flush was completed only.

Flushing Type: Weekly

Principal: KENDALL OLSEN *May 2016*

30 Second Flush - Record Time Completed in Space

Year	Month	Day	Room 2 Sink		Accessible Washroom	Rm 15 Wash	Rm 15 Sink	Rm 15 Wash	Rm 15 Kitchen	South Hall	Rm 18 Sink	Rm 20 Sink	Rm 12 Sink	Rm 23 Sink	Rm 24 Sink	Rm 11 Girls Wash	Office Fountain	Closet Sink	Boys Wash	Rm 8 Wash	Rm 8 Sink	Staff Room	Hall Fountain	Rm 5 Copy	Rm 5 Wash	Rm 1 Fountain	Rm 1 Sink	Rm 4 Sink	Rm 3 Sink	North Hall Fountain	Flushing Completed By					
			Start	End																												Start	End	Start	End	Start
2016	May	1	7:15	7:20	7:21	7:26	7:27	7:28	7:29	7:30	7:31	7:32	7:33	7:34	7:35	7:36	7:37	7:38	7:39	7:40	7:41	7:42	7:43	7:44	7:45	7:46	7:47	7:48	7:49	7:50	7:51	R. SIMONS				
		2																																		
		3																																		
		4																																		
		5																																		
		6																																		
		7																																		
		8																																		
		9	7:15	7:20	7:21	7:26	7:27	7:28	7:29	7:30	7:31	7:32	7:33	7:34	7:35	7:36	7:37	7:38	7:39	7:40	7:41	7:42	7:43	7:44	7:45	7:46	7:47	7:48	7:49	7:50	7:51		R. SIMONS			
		10																																		
		11																																		
		12																																		
		13																																		
		14																																		
		15																																		
		16	7:10	7:15	7:16	7:21	7:22	7:23	7:24	7:25	7:26	7:27	7:28	7:29	7:30	7:31	7:32	7:33	7:34	7:35	7:36	7:37	7:38	7:39	7:40	7:41	7:42	7:43	7:44	7:45	7:46	7:47		R. SIMONS		
		17																																		
		18																																		
		19																																		
		20																																		
		21																																		
		22																																		
		23																																		
		24	7:13	7:18	7:19	7:23	7:24	7:25	7:26	7:27	7:28	7:29	7:30	7:31	7:32	7:33	7:34	7:35	7:36	7:37	7:38	7:39	7:40	7:41	7:42	7:43	7:44	7:45	7:46	7:47	7:48	7:49	7:50		M. JOHNSON	
		25																																		
		26																																		
		27																																		
		28																																		
		29																																		
		30	7:14	7:19	7:20	7:24	7:25	7:26	7:27	7:28	7:29	7:30	7:31	7:32	7:33	7:34	7:35	7:36	7:37	7:38	7:39	7:40	7:41	7:42	7:43	7:44	7:45	7:46	7:47	7:48	7:49	7:50		M. JOHNSON		
		31																																		

OS=sink/fountain is out of service and cannot be flushed



Rainy River District School Board

Donald Young School - Plumbing Installed 1955
Water Flushing Procedure and Record Sheet - DWS 50124931

June 2016

June 2016

1 of 1

Flushing Procedures: Any errors or omissions must be reported to the Manager of Plant Operations and fixed immediately. Do not modify this form without approval.

THIS PROCEDURE MUST BE COMPLETED BEFORE 8:30AM. WEEKLY FLUSHING MUST BE DONE ON MORNINGS.

1. 5 Minute Flush: Turn on the cold water tap at the sink indicated for 5 minutes. Record the time the flush started and the time it ended. 5 min flush must be completed first.


2. 10 Second Flush: After 5 min flush, turn on each sink cold water tap or run each fountain indicated for 10 seconds. Record the time that the flush was completed only.

**** All times AM and recorded to the nearest minute. Ex: 7:48****

Principal: *[Signature]*

Year	Month	Day	5 Minute Flush										10 Second Flush - Record Time Completed in Space										Flushing Completed By						
			Room 2 Sink	Accessible Washroom	Run 16 Wash	Run 16 Sink	Run 15 Kitchen	South Hall	Run 18 Sink	Run 20 Sink	Run 12 Sink	Run 23 Sink	Run 24 Sink	Run 11 Sinks Wash	Office	Chooet	Boys Wash	Run 3 Wash	Staff Room	Hall	Run 5 Copy	Run 1 Wash	Run 1 Fountain	Run 4 Sink	Run 3 Sink	North Hall	Flushing Name		
2016	June	1																											
		2																											
		3																											
		4																											
		5																											
		6	7:10	7:15	7:16	7:21	7:22	7:23	7:24	7:25	7:26	7:27	7:28	7:29	7:30	7:31	7:32	7:33	7:34	7:35	7:36	7:37	7:38	7:39	7:40	7:41	7:42	7:43	R.S. STEWART
		7																											
		8																											
		9																											
		10																											
		11																											
		12																											
		13	7:40	7:45	7:46	7:51	7:52	7:53	7:54	7:55	7:56	7:57	7:58	7:59	8:00	8:01	8:02	8:03	8:04	8:05	8:06	8:07	8:08	8:09	8:10	8:11	8:12	8:13	R.S. STEWART
		14																											
		15																											
		16																											
		17																											
		18																											
		19																											
		20	6:25	6:30	6:31	6:36	6:37	6:38	6:39	6:40	6:41	6:42	6:43	6:44	6:45	6:46	6:47	6:48	6:49	6:50	6:51	6:52	6:53	6:54	6:55	6:56	6:57	6:58	R.S. STEWART
		21																											
		22																											
		23																											
		24																											
		25																											
		26																											
		27	7:30	7:35	7:36	7:41	7:42	7:43	7:44	7:45	7:46	7:47	7:48	7:49	7:50	7:51	7:52	7:53	7:54	7:55	7:56	7:57	7:58	7:59	8:00	8:01	8:02	8:03	R.S. STEWART
		28																											
		29																											
		30																											
		31																											

OS-sink/fountain is out of service and cannot be flushed



1 of 1

Rainy River District School Board

Donald Young School - Plumbing Installed 1955

Water Flushing Procedure and Record Sheet - DWS 500124931

Flushing Procedure: Any errors or omissions must be reported to the Manager of Plant Operations and Mice immediately. Do not modify this form without approval. THIS PROCEDURE MUST BE COMPLETED BEFORE 8:30AM. WEEKLY FLUSHING MUST BE DONE ON MORNINGS.

1. 5 Minute Flush: Turn on the cold water tap at the sink indicated for 5 minutes. Record the time the flush started and the time it ended. 5 min flush must be completed 1st.

2. 10 Second Flush: After 5 min flush, turn on each sink's cold water tap or run each fountain indicated for 10 seconds. Record the time that the flush was completed only.

Flushing Type: Weekly

Principal: *P. Stobis* Aug 2016

5 Minute Flush: Record Time Completed in Space

10 Second Flush: Record Time Completed in Space

Year	Month	Day	Room 2 Sink		Accessible Washroom		Rm 15		Kitchen		South Hall		Rm 18		Rm 20		Rm 12		Rm 23		Rm 24		Rm 11		Girls Wash		Office Fountain		1 Sink		Boys Wash 3 Sinks		Rm 8 Wash Sink		Staff Room 1 Sink		Hall Fountain		Rm 5 Copy 1 Sink		Rm 1 Wash 2 Sinks		Rm 1 Fountain		Rm 3		North Hall Fountain		Flushing Completed By Name			
			Start	End	Start	End	1 Sink	1 Sink	1 Sink	1 Sink	1 Sink	1 Sink	1 Sink	1 Sink	1 Sink	1 Sink	1 Sink	1 Sink	1 Sink	1 Sink	1 Sink	1 Sink	1 Sink	1 Sink	1 Sink	1 Sink	1 Sink	1 Sink	1 Sink	1 Sink	1 Sink	1 Sink	1 Sink	1 Sink	1 Sink	1 Sink	1 Sink	1 Sink	1 Sink	1 Sink	1 Sink	1 Sink	1 Sink	1 Sink	1 Sink	1 Sink	1 Sink					
2016	Aug	1	7:05	7:15	7:16	7:21	7:22	7:23	7:24	7:25	7:26	7:27	7:28	7:29	7:30	7:31	7:32	7:33	7:34	7:35	7:36	7:37	7:38	7:39	7:40	7:41	7:42	7:43	7:44	7:45	7:46	7:47	7:48	7:49	7:50	7:51	7:52	7:53	7:54	7:55	7:56	7:57	7:58	7:59	8:00	R.S. : COME						
		2																																																		
		3																																																		
		4																																																		
		5																																																		
		6																																																		
		7																																																		
		8																																																		
		9																																																		
		10																																																		
		11																																																		
		12																																																		
		13																																																		
		14																																																		
		15																																																		
		16																																																		
		17																																																		
		18																																																		
		19																																																		
		20																																																		
		21																																																		
		22																																																		
		23																																																		
		24																																																		
		25																																																		
		26																																																		
		27																																																		
		28																																																		
		29																																																		
		30																																																		
		31																																																		

DS=sink/fountain is out of service and cannot be flushed